Item	Date	Remark
A	20090805	Original Drawing

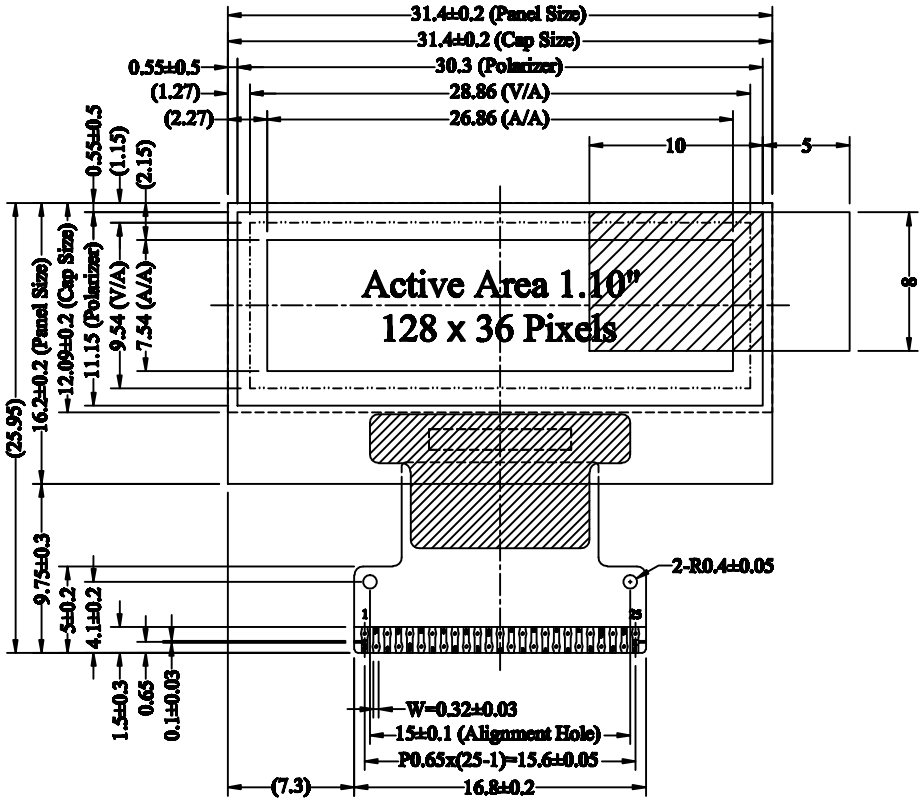

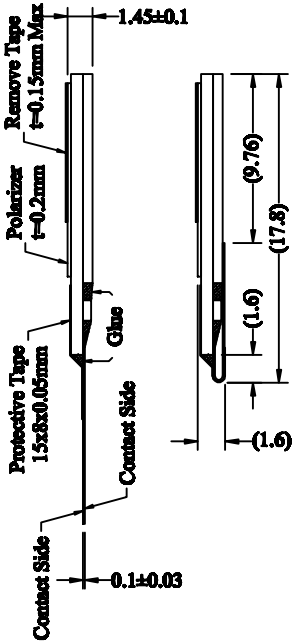

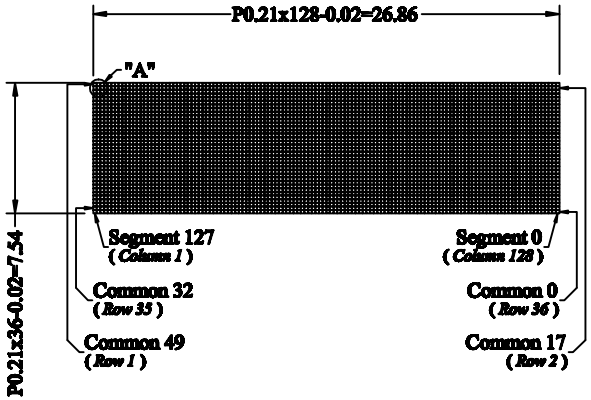

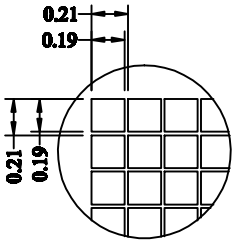

Detail "A"
Scale (10:1)

Pin	Symbol
1	N.C. (GND)
2	VCC
3	VBE
4	VDD
5	VDDIO
6	BS1
7	BS2
8	CS#
9	RES#
10	D/C#
11	R/W#
12	RD/E#
13	D0
14	D1
15	D2
16	D3
17	D4
18	D5
19	D6
20	D7
21	IREF
22	VCOMH
23	VCC
24	VLSS
25	N.C. (GND)

Notes:

1. Color: Light Blue
2. Driver IC: SSD1305
3. FPC Number: UT-0205-P02
4. Interface:
   8-bit 68XX/80XX Parallel, 4-wire SPI, PC
5. General Tolerance: ±0.30
6. The total thickness (1.55 Max) is without polarizer protective film & remove tape.
   The actual assembled total thickness with above materials should be 1.80 Max.

Customer Approval Signature							Drawing Number	Rev.	
							DRAWING NO.	A	
	Unless Otherwise Specified		Title	UG-2836HLBAG01 Folding Type OEL Display Module Pixel Number: 128 x 36, Monochrome, COG Package			Material		
	Unit	mm					Soda Lime / Polyimide		
	General Roughness								
	Tolerance			Drawn	E.E.	Panel / E.	P.M.		
	Dimension	±0.3	By	Humphrey Lin	Ting-Kuo Hu	Ivy Lo	Cherry Lin	Scale	Sheet	Size
	Angle	±1	Date	20090805	20090805	20090805	20090805	1:1	1 of 1	A3